

Total Organic Carbon Analyzer

TOC-L Series

TOC-L CSH/CSN/CPH/CPN

Supplies and Maintenance Parts



Total Organic Carbon Analyzer

TOC-L Series

Supplies and Maintenance Parts

Parts listed in this catalogue are regularly stocked in the Parts Center in Japan with the following exceptions ;

1. Parts with a ☆ mark at the left end are not regularly stocked parts, which may take a while for delivery.
2. Parts with a □ mark at the left end are special order products. For delivery time, please contact a Shimadzu representative.

Contents

TOC-L_{CSH}/CPH

Flow Line Components

Flow Diagram	1
A. Syringe Pump	3
B. TC Slider / Furnace	4
C. IC Measurement Unit	5
D. Flow Unit	6
E. NDIR	7

TOC-L_{CSN}/CPN

Flow Line Components

Flow Diagram	2
A. Syringe Pump	3
B. TC Slider / Furnace	4
C. IC Measurement Unit	5
D. Flow Unit	6
E. NDIR	7

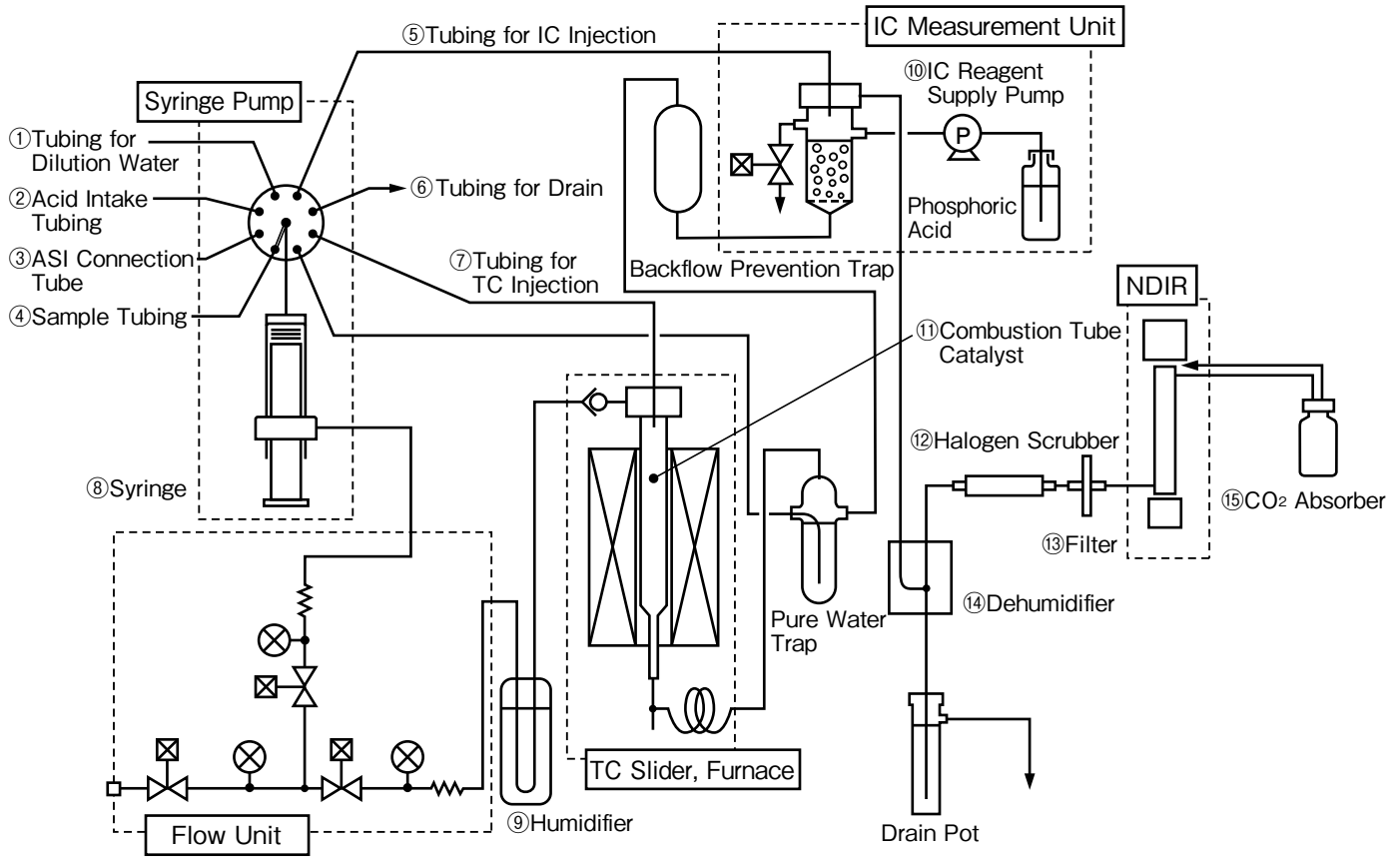
Control Unit	8
TOC-L Consumable Parts, Maintenance Parts	9
ASI-L Consumable Parts, Maintenance Parts	13
OCT-L Consumable Parts	16
TNM-L Consumable Parts	17
SSM-5000A Consumable Parts, Maintenance Parts	18

Index

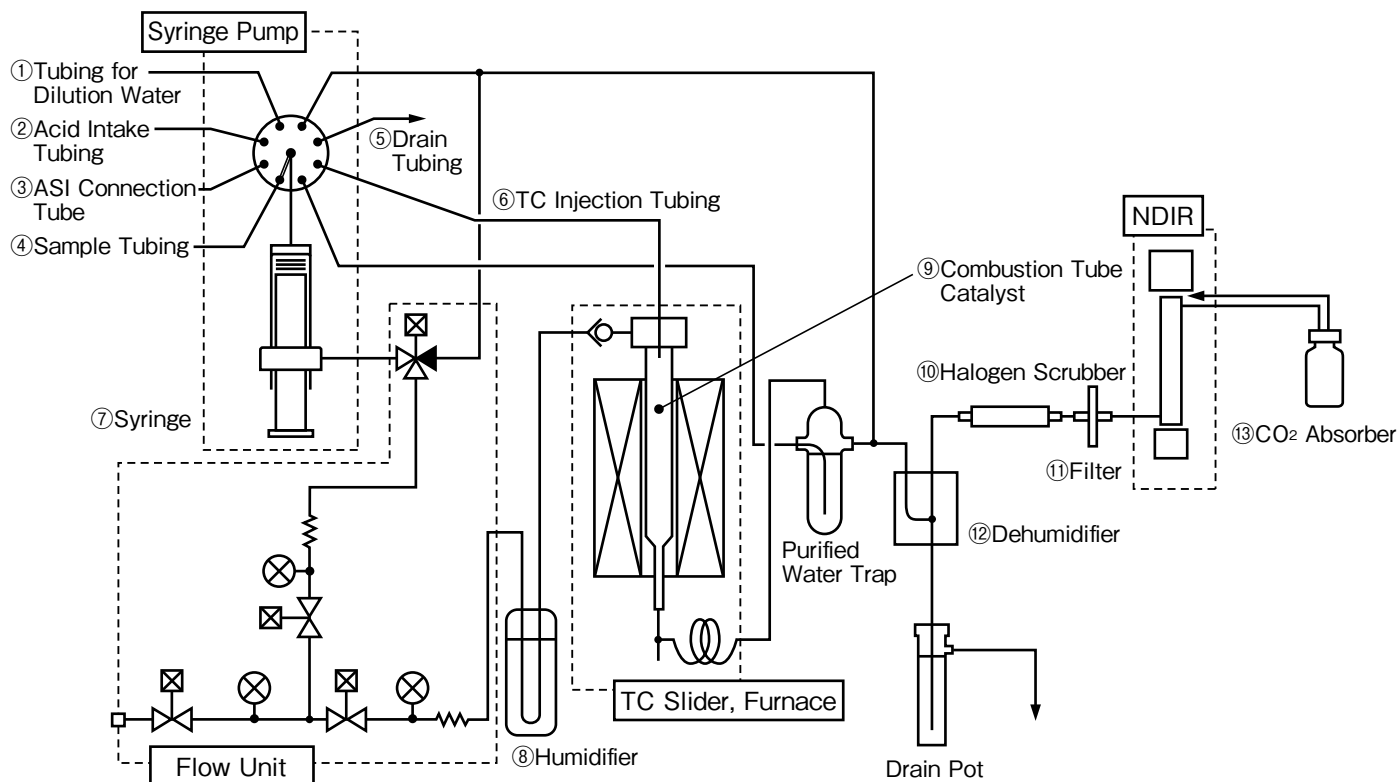
Flow Diagram

Flow Line Components

TOC-LcSH/CPH

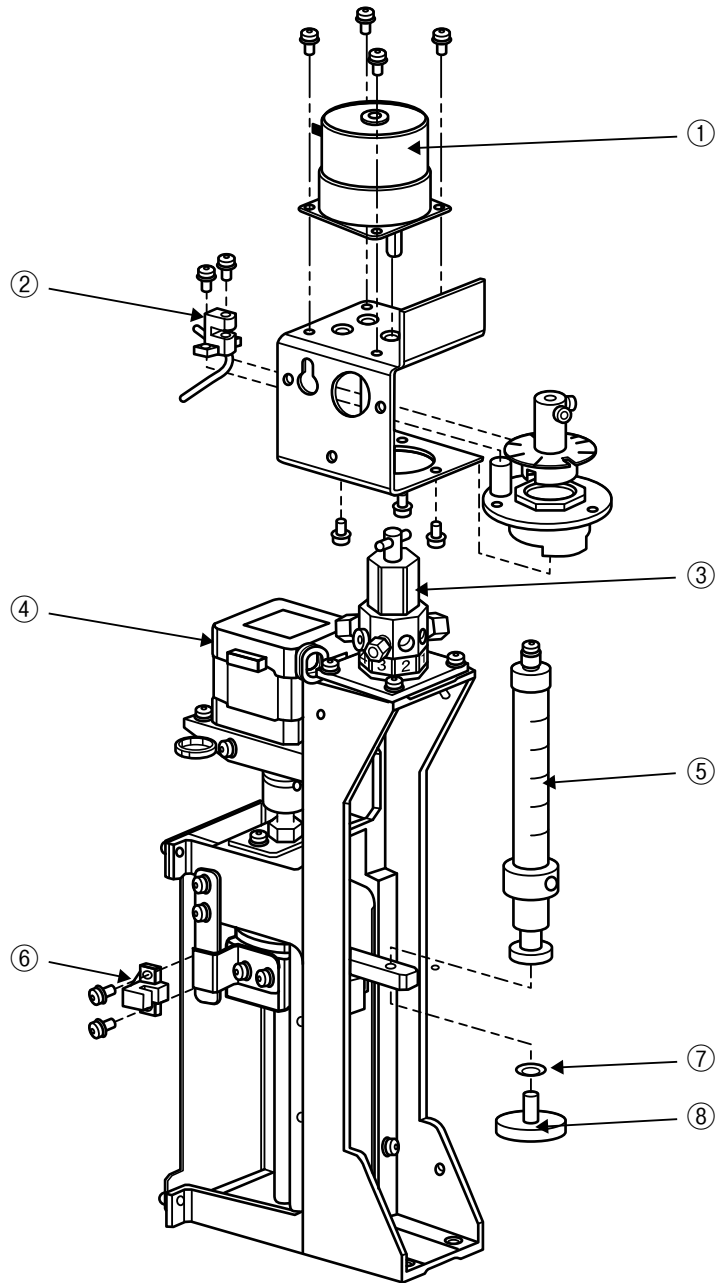


No.	Part No.	Name	No.	Part No.	Name
①	638-42119-04	Tubing, for Dilution Water	⑨	638-53139	Humidifier
②	638-42119-03	Acid Intake Tubing	⑩	638-68113-02	Pump ASSY
③	638-42029-07	Tubing Set, 1 sampling tube with retainer and tube seal	⑪	638-41323	Combustion Tube (in case)
④	638-42119-01	Sample Tubing		638-92069-02	TOC Regular Catalyst
⑤	638-42119-05	IC Injection Tubing		638-92070-01	TOC High Sensitivity Catalyst
⑥	638-42119-06	Drain Tubing	⑫	630-00992	Halogen Scrubber
⑦	638-42119-07	TC Injection Tubing	⑬	046-00044-12	Filter
⑧	638-59296	Syringe	⑭	638-59180-01	Dehumidifier Unit
			⑮	630-00999	CO ₂ Absorber



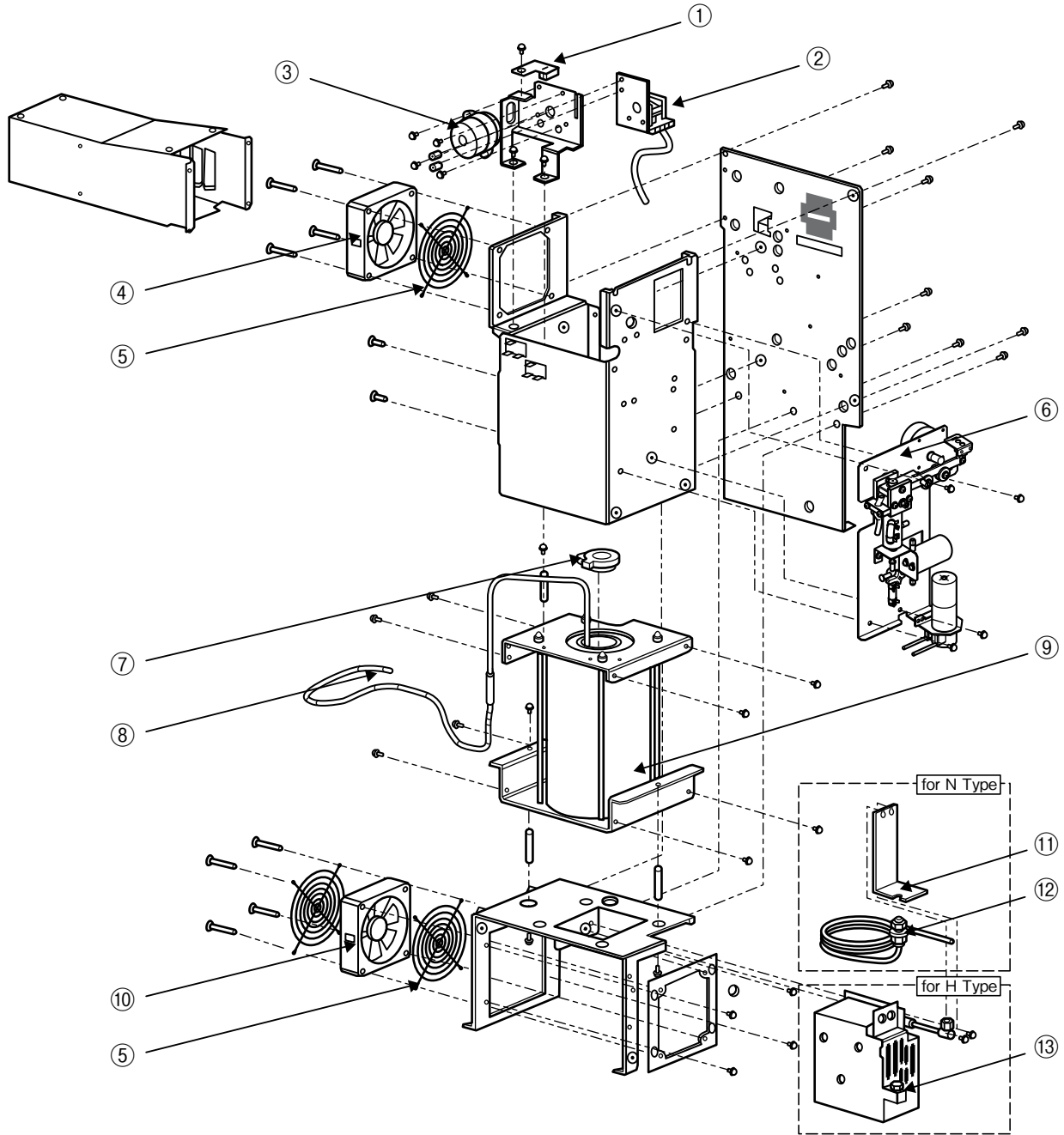
No.	Part No.	Name	No.	Part No.	Name
①	638-42119-04	Tubing, for Dilution Water	⑧	638-53139	Humidifier
②	638-42119-03	Acid Intake Tubing	⑨	638-41323	Combustion Tube (in case)
③	638-42029-07	Tubing Set, 1 sampling tube with retainer and tube seal		638-92069-02	TOC Regular Catalyst
④	638-42119-01	Sample Tubing	⑩	630-00992	Halogen Scrubber
⑤	638-42119-06	Drain Tubing	⑪	046-00044-12	Filter
⑥	638-42119-07	TC Injection Tubing	⑫	638-59180-01	Dehumidifier Unit
⑦	638-59296	Syringe	⑬	630-00999	CO ₂ Absorber

A Syringe Pump



No.	Part No.	Name	No.	Part No.	Name
①	638-67070-02	Motor ASSY 8-Port Valve	⑤	638-59296	Syringe
②	638-65507-02	Photo Sensor ASSY, Valve	⑥	638-65507-01	Photo Sensor ASSY, Syringe
③	638-56251	8-Port Valve XT24-200	⑦	023-77050	Washer, SST Spring 2 M5
④	638-67079	Motor, KH42JM2B074	⑧	631-02297	Screw, Syringe Hold

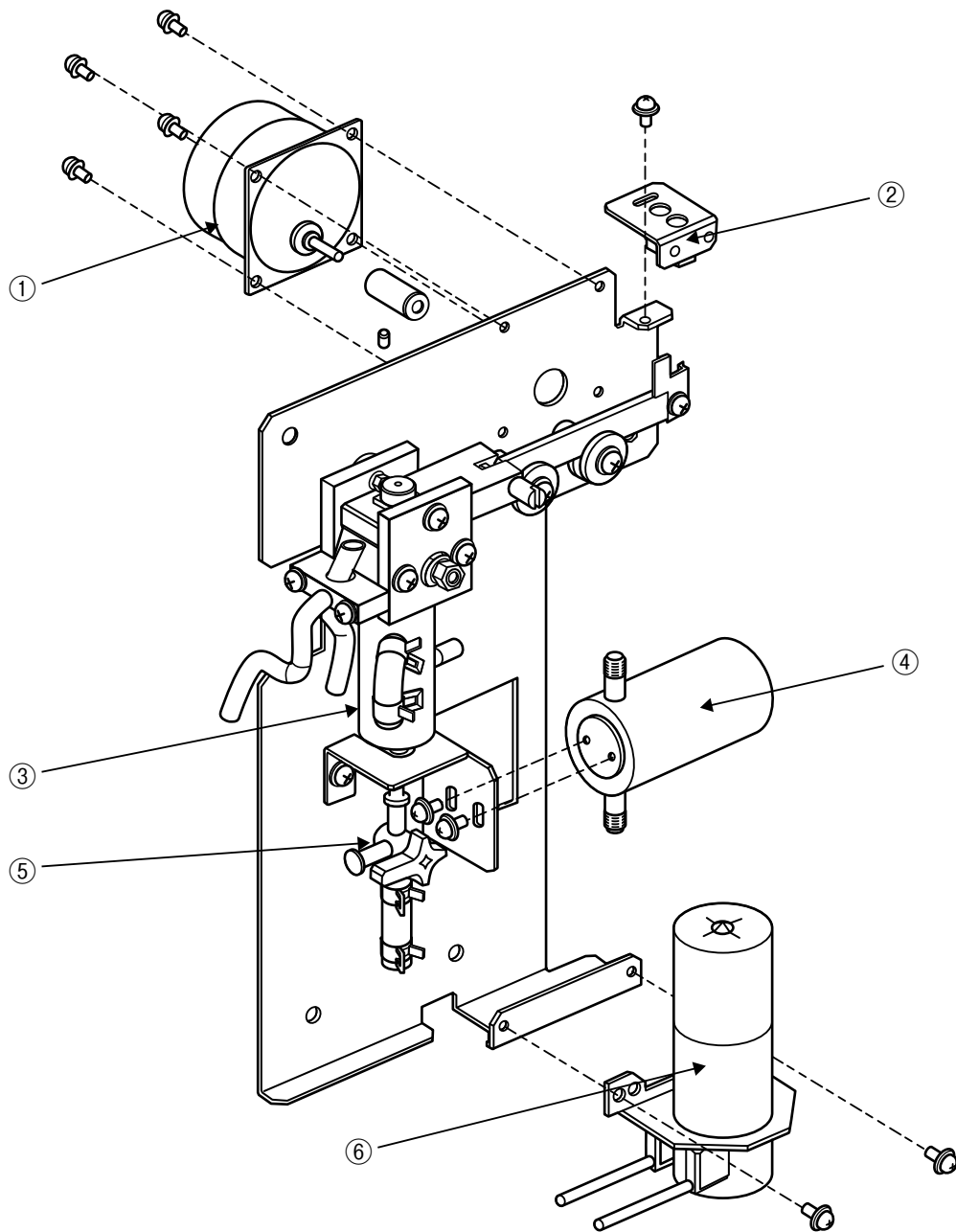
B TC Slider Furnace



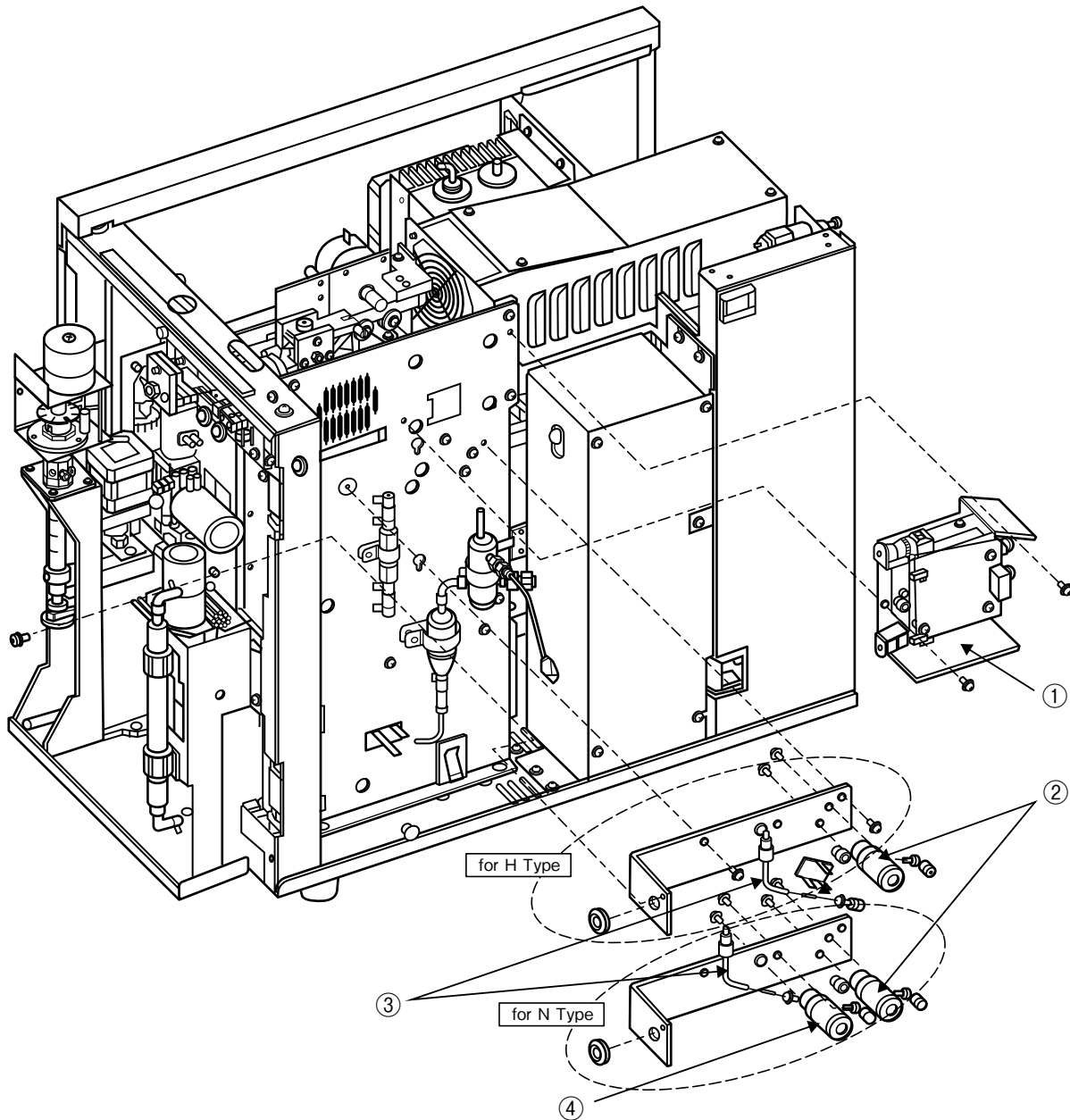
No.	Part No.	Name	No.	Part No.	Name
①	638-65506-01	Photo Sensor ASSY, Slider TC	⑧	638-65499-01	Thermocouple ASSY
□②	638-17079-04	Slide INJ TOC-L TC	□⑨	638-73255-01	Furnace, Electric, TOC-L
③	638-67052-01	Motor ASSY, Slider TC	⑩	638-59308-03	Fan ASSY, Cooling Coil
④	638-59308-01	Fan ASSY, TOC-L	□⑪	631-82337	Plate, Scrubber 30-6U-C
☆⑤	042-60918-17	Guard, PG-36-03	□⑫	638-41583	Cooling Coil STD ASSY, L
□⑥	638-42099	IC Reactor ASSY, L	⑬	638-42100-10	Refrigerating Coil ASSY, L
⑦	631-73155	Insulator, Furnace			

C

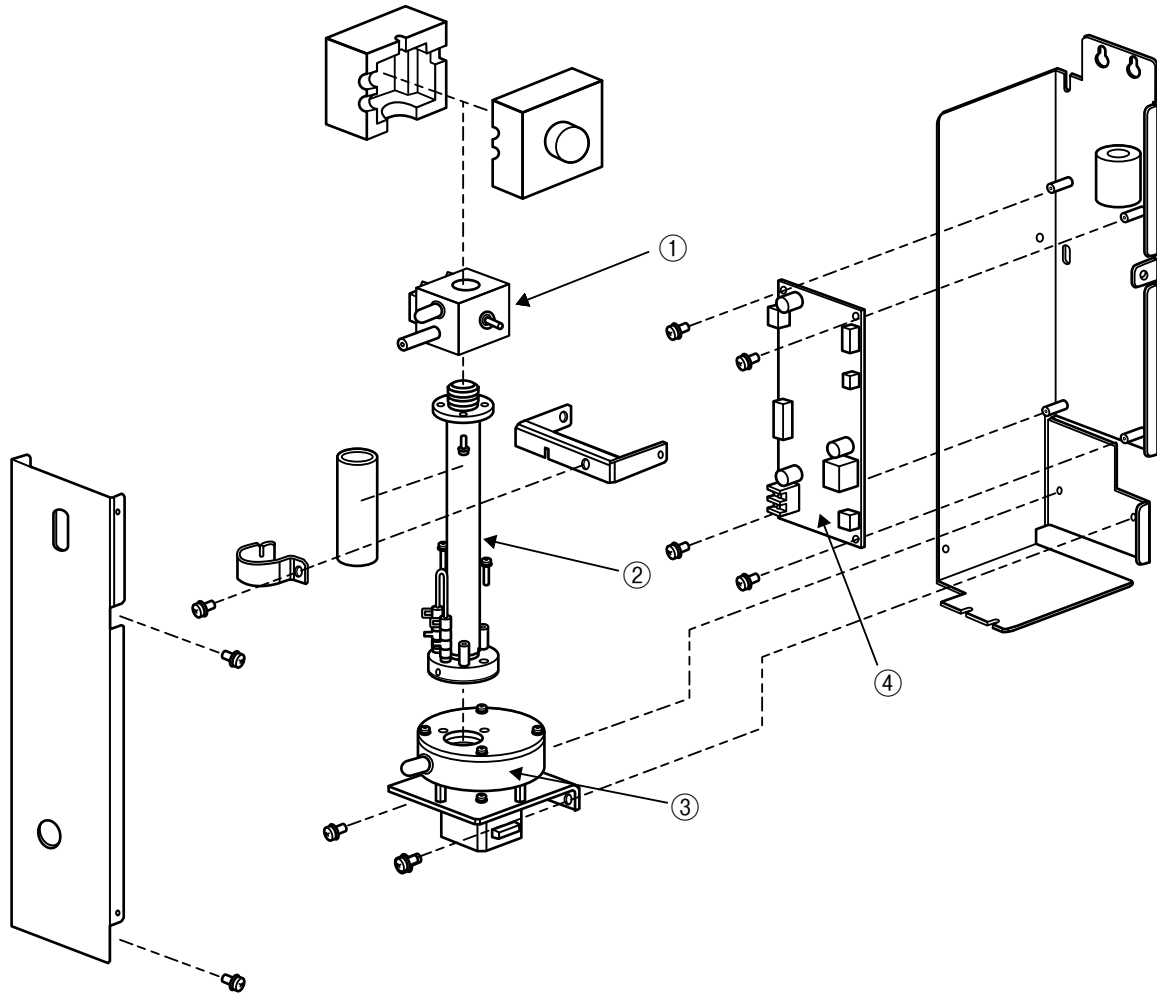
IC Measurement Unit



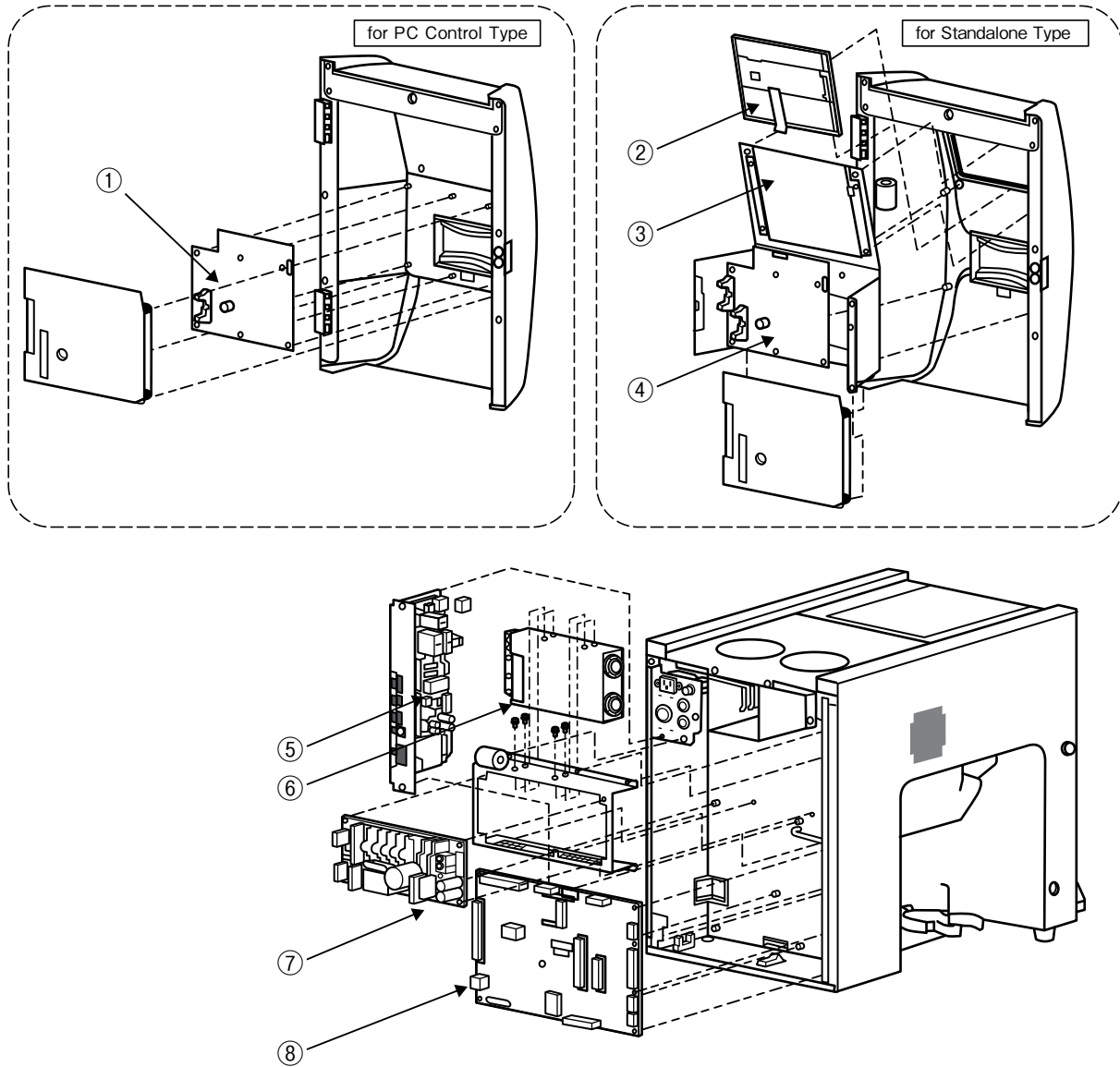
No.	Part No.	Name	No.	Part No.	Name
☆①	638-67110-02	Motor ASSY, Slider IC	□④	638-57157	Valuve ASSY, IC Drain
②	638-65506-02	Photo Sensor ASSY, Slider	⑤	630-02642-03	Three-Way Cock
③	638-41263	IC Reaction Vessel	⑥	638-68113-02	Pump ASSY









No.	Part No.	Name	No.	Part No.	Name
①	638-77184	Gas Block ASSY, L	③	638-41269-03	Pipe, Flare 1.6×0.5×570
②	638-57026-01	Valve, Carrier Gas	④	638-57026-02	Valve, Sparge Gas











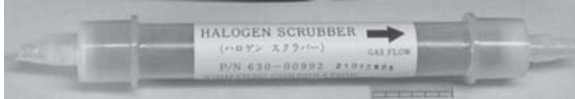


No.	Part No.	Name	No.	Part No.	Name
①	638-65384-02	Detector ASSY	③	638-65494	Light Souce FA
②	638-65383-02	Cell Pipe SA	④	638-79037	PCBA, NDIR











No.	Part No.	Name	No.	Part No.	Name
①	638-79060-02	PCBA, UIF L PC	⑤	638-79061	PCBA, POWER L
②	078-12156-01	LCD, TCG075VGLDA-G00	⑥	074-80718-66	Power Supply, PBA300F-24
③	631-70056	Cable, FCC TOC-L	⑦	074-80435-38	Power Supply, ZWS210PAF24/J
④	638-79060-01	PCBA, UIF L ST	⑧	638-79059	PCBA, MAIN L

Part No.	Name	External Appearance
035-66209-02	Elbow, 30-6RUE4-C	
035-66243-03	Fitting, P-207	
035-66243-21	Ferrule	
036-11209-84	O-ring, 4D P10A (for Slider, 5 pcs.)	
638-15025	O-ring, PTFE (for Slider, 1 pc.)	
036-11219-84	O-ring, 4D P20 (for TC combustion tube, 5 pcs.)	

Part No.	Name	External Appearance
036-11222-84	O-ring, 4D P22 (for IC reagent tube, 5 pcs.)	
042-00405-11	IC Reaction Solution Supply Pump Head	
046-00044-12	Filter	
630-00105-01	Platinum Mesh (for supporting catalyst, 2 pcs.)	
630-00557	Quartz Wool (for supporting catalyst, 1g.)	
638-92069-02	TOC Regular Catalyst	


Part No.	Name	External Appearance
638-92070-01	TOC High Sensitivity Catalyst	
638-41323	Combustion Tube (in case)	
630-00992	Halogen Scrubber	
630-00999	CO ₂ Absorber	
631-73155	Insulator, Furnace	






Part No.	Name	External Appearance
638-56251-01	8-Port Valve Rotor	 <p>A white, cylindrical plastic component with a central hole and a slightly wider section at one end. A ruler is visible below it for scale.</p>
638-59296-01	Plunger Tip	 <p>A white, cylindrical plastic component with a hollow center, shown from a top-down perspective.</p>







Part No.	Name	External Appearance
038-00158-11	Vials, 40 mL, 72 pcs. (with cap and septum)	
038-00165-40	Cap, 40 mL, 200 pcs.	
038-00165-50	Septum, 40 mL, 100 pcs.	
638-41462	Vials, 24 mL, 100 pcs.	
638-20074-01	Cap, 24 mL, 100 pcs.	
038-00165-61	Septum, 24 mL, 100 pcs.	

Part No.	Name	External Appearance
638-53096	Vials, 9 mL, 100 pcs.	
042-00405-11	Rinse Pump Head	
046-00617-02	Stirrer Bar (for 24 mL vials)	
638-67095-01	Motor ASSY, Stirrer 24	
638-67099-01	Stirrer (for 24 mL vials)	
046-00617-03	Stirrer Bar (for 40 mL vials)	
638-67095-02	Motor ASSY, Stirrer 40	

Part No.	Name	External Appearance
638-67100-01	Stirrer (for 40 mL vials)	
638-11740	Cover ASSY Vial A	
638-87073-01	Cover ASSY Vial B24 OP	
638-87073-02	Cover ASSY Vial B9 & 24 OP	
638-41472-01	Needle	
638-52337	Rinse Water Bottle	






Part No.	Name	External Appearance
638-56251-01	8-Port Valve Rotor	




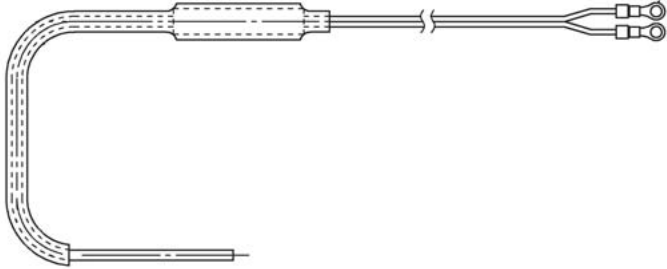
Part No.	Name	External Appearance
017-40533-01	Potassium Nitrate	
631-43578	Reactor Packing	
638-60074	Ceramic Fiber	
638-65232	Ozone Treatment - Catalyst	
638-71162-01	Ozone Treatment Unit ASSY	

Part No.	Name	External Appearance
036-11237-84	O-ring, 4D P35, 5 pcs.	
036-11243-84	O-ring, 4D P40, 5 pcs.	
036-11404-84	O-ring, Teflon P6, 5 pcs.	
☆ 074-80626-12	Power Supply, Switching Regulator	
☆ 080-80200-01	T-Controller	
630-00557	Quartz Wool (for supporting catalyst, 1g.)	

SSM-5000A

Consumable Parts
Maintenance Parts

Part No.	Name	External Appearance
630-00566	Cobalt Oxide Catalyst	
638-41325-01	TC Combustion Tube	
638-41325-02	IC Combustion Tube	
638-58102	Metal Screen for Support	
638-60074	Ceramic Fiber	

Part No.	Name	External Appearance
638-60202-01	Plutnumu Catalyst	
638-92099	Sample Boat Set, 100 pcs.	
☆638-59143-01	Fan SSM ASSY, Cooling Coil	
☆638-59143-02	Fan SSM ASSY, TC Furnace	
☆638-59143-03	Fan SSM ASSY, TC Combustion Tube	
☆638-65259-01	Thermocouple ASSY, TC Furnace	
☆638-65259-02	Thermocouple ASSY, IC Furnace	

INDEX

Name	Page	P/N
8-Port Valve Rotor	12, 16	638-56251-01
8-Port Valve XT24-200	3	638-56251
Acid Intake Tubing	1, 2	638-42119-03
Cable, FCC TOC-L	8	631-70056
Cap, 24 mL, 100 pcs.	13	638-20074-01
Cap, 40 mL, 200 pcs.	13	038-00165-40
Cell Pipe SA	7	638-65383-02
Ceramic Fiber	17, 19	638-60074
CO ₂ Absorber	1, 2, 11	630-00999
Cobalt Oxide Catalyst	19	630-00566
Combustion Tube (in case)	1, 2, 11	638-41323
Cooling Coil STD ASSY, L	4	<input type="checkbox"/> 638-41583
Cover ASSY Vial A	15	638-11740
Cover ASSY Vial B24 OP	15	638-87073-01
Cover ASSY Vial B9 & 24 OP	15	638-87073-02
Dehumidifier Unit	1, 2	638-59180-01
Detector ASSY	7	638-65384-02
Drain Tubing	1, 2	638-42119-06
Elbow, 30-6RUE4-C	9	035-66209-02
Fan ASSY, Cooling Coil	4	638-59308-03
Fan ASSY, TOC-L	4	638-59308-01
Fan SSM ASSY, Cooling Coil	20	☆ 638-59143-01
Fan SSM ASSY, TC Combustion Tube	20	☆ 638-59143-03
Fan SSM ASSY, TC Furnace	20	☆ 638-59143-02
Ferrule	9	035-66243-21
Filter	1, 2, 10	046-00044-12
Fitting, P-207	9	035-66243-03
Furnace, Electric, TOC-L	4	<input type="checkbox"/> 638-73255-01
Gas Block ASSY, L	6	638-77184
Guard, PG-36-03	4	☆ 042-60918-17
Halogen Scrubber	1, 2, 11	630-00992
Humidifier	1, 2	<input type="checkbox"/> 638-53139
IC Combustion Tube	19	638-41325-02
IC Injection Tubing	1	638-42119-05
IC Reaction Solution Supply Pump Head	10	042-00405-11
IC Reaction Vessel	5	638-41263
IC Reactor ASSY, L	4	<input type="checkbox"/> 638-42099
Insulator, Furnace	4, 11	631-73155
LCD, TCG075VGLDA-G00	8	078-12156-01
Light Souce FA	7	638-65494
Metal Screen for Support	19	638-58102
Motor ASSY 8-Port Valve	3	638-67070-02
Motor ASSY, Slider IC	5	☆ 638-67110-02
Motor ASSY, Slider TC	4	638-67052-01
Motor ASSY, Stirrer 24	14	638-67095-01
Motor ASSY, Stirrer 40	14	638-67095-02
Motor, KH42JM2B074	3	638-67079
Needle	15	638-41472-01
O-ring, 4D P10A (for Slider, 5 pcs.)	9	036-11209-84

Name	Page	P/N
O-ring, 4D P20 (for TC combustion tube, 5 pcs.)	9	036-11219-84
O-ring, 4D P22 (for IC reagent tube, 5 pcs.)	10	036-11222-84
O-ring, 4D P35, 5 pcs.	18	036-11237-84
O-ring, 4D P40, 5 pcs.	18	036-11243-84
O-ring, PTFE (for Slider, 1 pc.)	9	638-15025
O-ring, Teflon P6, 5 pcs.	18	036-11404-84
Ozone Treatment - Catalyst	17	638-65232
Ozone Treatment Unit ASSY	17	638-71162-01
PCBA, MAIN L	8	638-79059
PCBA, NDIR	7	638-79037
PCBA, POWER L	8	638-79061
PCBA, UIF L PC	8	638-79060-02
PCBA, UIF L ST	8	638-79060-01
Photo Sensor ASSY, Slider	5	638-65506-02
Photo Sensor ASSY, Slider TC	4	638-65506-01
Photo Sensor ASSY, Syringe	3	638-65507-01
Photo Sensor ASSY, Valve	3	638-65507-02
Pipe, Flare 1.6×0.5×570	6	638-41269-03
Plate, Scrubber 30-6U-C	4	□ 631-82337
Platinum Mesh (for supporting catalyst, 2 pcs.)	10	630-00105-01
Plunger Tip	12	638-59296-01
Plutnum Catalyst	20	638-60202-01
Potassium Nitrate	17	017-40533-01
Power Supply, PBA300F-24	8	074-80718-66
Power Supply, Switching Regulator	18	☆ 074-80626-12
Power Supply, ZWS210PAF24/J	8	074-80435-38
Pump ASSY	1, 5	638-68113-02
Quartz Wool (for supporting catalyst, 1g.)	10, 18	630-00557
Reactor Packing	17	631-43578
Refrigerating Coil ASSY, L	4	638-42100-10
Rinse Pump Head	14	042-00405-11
Rinse Water Bottle	15	638-52337
Sample Boat Set, 100 pcs.	20	638-92099
Sample Tubing	1, 2	638-42119-01
Screw, Syringe Hold	3	631-02297
Septum, 24 mL, 100 pcs.	13	038-00165-61
Septum, 40 mL, 100 pcs.	13	038-00165-50
Slide INJ TOC-L TC	4	□ 638-17079-04
Stirrer (for 40 mL vials)	15	638-67100-01
Stirrer Bar (for 24 mL vials)	14	046-00617-02
Stirrer Bar (for 40 mL vials)	14	046-00617-03
Stirrer (for 24 mL vials)	14	638-67099-01
Syringe	1, 2, 3	638-59296
TC Combustion Tube	19	638-41325-01
TC Injection Tubing	1, 2	638-42119-07
T-Controller	18	☆ 080-80200-01
Thermocouple ASSY	4	638-65499-01
Thermocouple ASSY, IC Furnace	20	☆ 638-65259-02
Thermocouple ASSY, TC Furnace	20	☆ 638-65259-01

Name	Page	P/N
Three-Way Cock	5	630-02642-03
TOC High Sensitivity Catalyst	1, 11	638-92070-01
TOC Regular Catalyst	1, 2, 10	638-92069-02
Tubing Set, 1 sampling tube with retainer and tube seal	1, 2	638-42029-07
Tubing, for Dilution Water	1, 2	638-42119-04
Valve ASSY, IC Drain	5	<input type="checkbox"/> 638-57157
Valve, Carrier Gas	6	638-57026-01
Valve, Sparge Gas	6	638-57026-02
Vials, 24 mL, 100 pcs.	13	638-41462
Vials, 40 mL, 72 pcs. (with cap and septum)	13	038-00158-11
Vials, 9 mL, 100 pcs.	14	638-53096
Washer, SST Spring 2 M5	3	023-77050

Notice

- This publication may not be reproduced in whole or in part without the express written permission of Shimadzu Corporation.
- Since Shimadzu products are frequently upgraded and improved, information in this document is subject to change without notice.
- This document has been carefully produced. However, if any errors or omissions discovered, please understand that they may not be immediately correctable.



Shimadzu Corporation

www.shimadzu.com/an/

Company names, product/service names and logos used in this publication are trademarks and trade names of Shimadzu Corporation or its affiliates, whether or not they are used with trademark symbol "TM" or "®". Third-party trademarks and trade names may be used in this publication to refer to either the entities or their products/services. Shimadzu disclaims any proprietary interest in trademarks and trade names other than its own.

For Research Use Only. Not for use in diagnostic procedures.
The contents of this publication are provided to you "as is" without warranty of any kind, and are subject to change without notice. Shimadzu does not assume any responsibility or liability for any damage, whether direct or indirect, relating to the use of this publication.

© Shimadzu Corporation, 2012

Printed in Japan 7295-02201-30AIT